

EM1024


interface RF module

Technical description

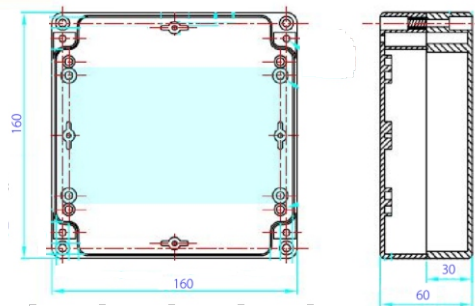
The EM1024 RF transmission module is designed for interfacing various metering devices and automation equipment via standard communication interfaces (RS232, RS485, CAN), as well as for receiving discrete signals from alarm systems. The EM1024 is an electronic unit equipped with a microcontroller and an integrated RF transceiver. The microcontroller collects required data from connected devices and transmits it via a radio channel to the system.

In addition to protocol-based data acquisition, the EM1024 features dedicated digital inputs for connecting sensors, enabling execution of various alarm functions (e.g., water leakage detection, unauthorized access, etc.).

The integrated parameter archiving system enables remote (radio channel) retrieval of stored archive values from metering devices upon user request. Archived data can be provided for any selected period in the form of cumulative (total), hourly, or daily values.




Main dimensions EM1024:



Terminals connecting input signals

Technical specifications:

Description	Interface RF unit EM1024
Input Connection Types	3 digital inputs from the liquid level switch (sensor flooding), 1 input from security or fire alarm sensors, serial RS232/RS485/CAN interfaces
Inputs Specification	Digital inputs: dry contact or open collector transistor. Maximum input cable length: digital inputs - 10 meters, RS232 - 50 m, RS485 - 600 m, CAN - 200 m
Box Size	160x160x60mm
Unit Weight	800 g
Power Supply	220/110 VAC, 120 mA
RF Transmit Bitrate	10.0 kbps
RF frequencies (ranges)	FSK 430/860/900 MHz
Configuration Storage	Non-volatile memory
Operating Temperatures	-20° C to +60° C
Environmental	IP-65
Humidity	Max. 90%



Input terminal assignment:

COM	Dinput	Digital Input from Alarm systems	
Dinput	Ground	Protective grounding of the unit	
GND	+V		
COM	RS232	To devices with RS232 interface	
RX			
TX			
COM	RS485	To devices with RS485 interface	
B			
A			
+			
L	CAN	To devices with CAN interface	
H			
GND	Dinput	3 inputs for liquid level switch	
L1			
L2			
L3			

Data reading from the EM1024

Data and archive of EM1024 module reading, is carried out via radio channel using the RF Terminal device (EM3011) and specialized software.



The Terminal is a transceiver equipped with a built-in or external antenna and connects to a computer or tablet via a USB cable. This device is designed for use in the WalkBy system, where it functions as a receiving module, enabling data collection from devices located in the field without the need for direct contact. Additionally, the RF Terminal is used for configuring various system devices via the radio channel. In combination with the appropriate software, the RF Terminal allows convenient remote equipment setup, significantly simplifying system maintenance processes in the field.

The "Data Collection Terminal" program – data reading and mode settings:

Date / Time	Module ID	Parameter ID	Factor	Parameter type	Value	Units	Source	Repeater
28-07-2016 5:00	243460	243465	1	V heating return	5.1600	m cube	Repeater 1	0
28-07-2016 5:00	243460	243466	1	P heating direct	0.7000	Bar	Repeater 1	0
28-07-2016 5:00	243460	243467	1	P heating return	0.5000	Bar	Repeater 1	0
28-07-2016 5:00	243460	243468	1	Q heating	0.0770	Gcal	Repeater 1	0
28-07-2016 5:00	243460	243470	1	T operating	1.0000	hour	Repeater 1	0
28-07-2016 6:00	243460	243460	1	t* heating direct	67.6640	°C	Repeater 1	0
28-07-2016 6:00	243460	243461	1	t* heating return	63.9160	°C	Repeater 1	0
28-07-2016 6:00	243460	243462	1	M heating direct	5.7190	ton	Repeater 1	0
28-07-2016 6:00	243460	243463	1	M heating return	5.5590	ton	Repeater 1	0
28-07-2016 6:00	243460	243464	1	V heating direct	5.8390	m cube	Repeater 1	0
28-07-2016 6:00	243460	243465	1	V heating return	5.6650	m cube	Repeater 1	0
28-07-2016 6:00	243460	243466	1	P heating direct	0.7000	Bar	Repeater 1	0
28-07-2016 6:00	243460	243467	1	P heating return	0.5000	Bar	Repeater 1	0
28-07-2016 6:00	243460	243468	1	Q heating	0.0890	Gcal	Repeater 1	0
28-07-2016 6:00	243460	243470	1	T operating	1.0000	hour	Repeater 1	0
28-07-2016 7:00	243460	243460	1	t* heating direct	67.4130	°C	Repeater 1	0
28-07-2016 7:00	243460	243461	1	t* heating return	66.1780	°C	Repeater 1	0
28-07-2016 7:00	243460	243462	1	M heating direct	6.0040	ton	Repeater 1	0
28-07-2016 7:00	243460	243463	1	M heating return	5.8320	ton	Repeater 1	0
28-07-2016 7:00	243460	243464	1	V heating direct	6.1290	m cube	Repeater 1	0
28-07-2016 7:00	243460	243465	1	V heating return	5.9500	m cube	Repeater 1	0
28-07-2016 7:00	243460	243466	1	P heating direct	0.7000	Bar	Repeater 1	0
28-07-2016 7:00	243460	243467	1	P heating return	0.5000	Bar	Repeater 1	0

Control panel options: Exit, Connection settings (IP: 189.23.14.205, Port: 3209, ID: 5371428, COM48 selected), COM port settings, Clear list, Load from file, Save to file, Export to Excel, Send data, RF Terminal, RF/GPRS Terminal.

Connection settings for transmitting selected data to the server

Data upload/download, export of selected data to Excel

Sending selected data to the server

The "Archive Collection Terminal" program – retrieval of archived data:

Date / Time	Module ID	Parameter ID	Factor	Parameter type	Value	Units	Source	Repeater
30-06-2016 19:00:00	7371171	7371171	10	V cold water (h...	19 729.8900	m cube	RF Module	0
30-06-2016 20:00:00	7371171	7371171	10	V cold water (h...	19 731.0900	m cube	RF Module	0
30-06-2016 21:00:00	7371171	7371171	10	V cold water (h...	19 732.1800	m cube	RF Module	0
30-06-2016 22:00:00	7371171	7371171	10	V cold water (h...	19 733.5000	m cube	RF Module	0
30-06-2016 23:00:00	7371171	7371171	10	V cold water (h...	19 734.3400	m cube	RF Module	0
01-07-2016 0:00:00	7371171	7371171	10				Module 0	0
01-07-2016 1:00:00	7371171	7371171	10				Module 0	0
01-07-2016 2:00:00	7371171	7371171	10				Module 0	0
01-07-2016 3:00:00	7371171	7371171	10				Module 0	0
01-07-2016 4:00:00	7371171	7371171	10				Module 0	0
01-07-2016 5:00:00	7371171	7371171	10				Module 0	0
01-07-2016 6:00:00	7371171	7371171	10				Module 0	0
01-07-2016 7:00:00	7371171	7371171	10				Module 0	0
01-07-2016 8:00:00	7371171	7371171	10				Module 0	0
01-07-2016 9:00:00	7371171	7371171	10				Module 0	0
01-07-2016 10:00:00	7371171	7371171	10				Module 0	0
01-07-2016 11:00:00	7371171	7371171	10				Module 0	0
01-07-2016 12:00:00	7371171	7371171	10	V cold water (h...	19 743.0100	m cube	RF Module	0
01-07-2016 13:00:00	7371171	7371171	10	V cold water (h...	19 743.9100	m cube	RF Module	0
01-07-2016 14:00:00	7371171	7371171	10	V cold water (h...	19 744.7000	m cube	RF Module	0
01-07-2016 15:00:00	7371171	7371171	10	V cold water (h...	19 745.3300	m cube	RF Module	0
01-07-2016 16:00:00	7371171	7371171	10	V cold water (h...	19 746.3700	m cube	RF Module	0
01-07-2016 17:00:00	7371171	7371171	10	V cold water (h...	19 747.5900	m cube	RF Module	0

Archive request dialog box: Module ID: 2220600, Channel: 0, Summary selected, Hourly archive selected, Initial date: [calendar icon], Final date: [calendar icon], OK, Cancel.

Control panel options: Exit, Connection settings (IP: 189.23.14.205, Port: 3209, ID: 5371428, COM4i selected), COM port settings, Clear list, Load from file, Save to file, Export to Excel, Send data, Archive.

Connection settings for transmitting selected data to the server

Data upload/download, export of selected data to Excel

Sending selected data to the server

Request for retrieving archived data